



Ref: APL/SEC/SHP/2022

Dt : January 11, 2022

BSE Limited,
14th Floor, P.J. Towers,
Dalal Street,
MUMBAI :: 400 001

National Stock Exchange of India Ltd.
"Exchange Plaza,"
Bandra-Kurla Complex,
Bandra (E), **MUMBAI – 400 051**

(BSE Scrip Code No.502330)

(Symbol – ANDHRAPAP; Series – EQ)

Dear Sirs,

Sub: Shareholding Pattern for the quarter ended December 31, 2021


Pursuant to Regulation 31(1)(b) of SEBI (Listing Obligations and Disclosure Requirements) Regulations, 2015, we send herewith a statement showing Shareholding Pattern of the Company for the quarter ended December 31, 2021.

Please acknowledge the receipt.

Thanking you,

Yours faithfully,
For ANDHRA PAPER LIMITED


ARAVIND MATTA
COMPANY SECRETARY &
VICE PRESIDENT (CORPORATE AFFAIRS)



Encl: As above

ANDHRA PAPER LIMITED

(Formerly known as International Paper APPM Limited)
(Corporate Identity Number: L21010AP1964PLC001008)

Regd. Office: Rajahmundry – 533 105, East Godavari Dist., Andhra Pradesh, India.

Corp. Office: 8th floor, Krishe Sapphire Building, 1-89/3/B40 to 42/KS/801,

Hitec City Main Road, Madhapur, Hyderabad 500081

Tel: +91-40-6810-1200 Fax: +91-40-6810-1255

Website: www.andhrapaper.com

An ISO 9001, ISO 14001, ISO 45001 and FSC® Certified Company (FSC® - C119477)

1	Name of Listed Entity: ANDHRA PAPER LIMITED (Formerly known as INTERNATIONAL PAPER APPM LIMITED)		
2	SCRIP CODE: 502330 (BSE)	Name of the Scrip: ANDHRAPAP(NSE)	
	Class of Security: Equity Shares	QUARTER ENDED: 31/12/2021	
3	Share Holding Pattern Filed under Reg. : 31(1)(b)		
4	Declaration : The Listed entity is required to submit the following declaration to the extent of submission of information:		
	Particulars	Yes *	No *
	1. Whether the Listed Entity has issued any partly paid up shares ?		No
	2. Whether the Listed Entity has issued any Convertible Securities or Warrants ?		No
	3. Whether the Listed Entity has any shares against which depository receipts are issued ?		No
	4. Whether the Listed Entity has any shares in locked-in ?		No
	5. Whether any shares held by promoters are pledge or otherwise encumbered?	Yes *	
	* If the Listed Entity selects the option 'No' for the questions above, the columns for the partly paid up shares, Outstanding Convertible Securities / Warrants, depository receipts, locked-in shares, No.of shares pledged or otherwise encumbered by promoters, as applicable, shall not be displayed at the time of dissemination on the Stock Exchange website. Also wherever there is 'No' declared by Listed Entity in above table the values will be considered as 'Zero' by default on submission of the format of holding of specified securities.		
5	The tabular format for disclosure of holding of specified securities as follows:		




Table I - Summary Statement holding of specified securities

Category (I)	Category of Shareholder (II)	No. of share-holders (III)	No. of fully paid up equity shares held (IV)	No. of Partly paid-up equity shares held (V)	No. of shares underlying Depository Receipts (VI)	Total No. of shares held (VII) = (IV+V+VI)	Share-holding as a % of total no. of shares (calculated as per SCRR, 1957) (VIII) As a % of (A+B+C2)	Number of Voting Rights held in each class of securities (IX)				No. of shares Underlying Out-standing convertible securities (including Warrants) (X)	Shareholding, as a % assuming full conversion of convertible securities (as a percentage of diluted share capital) (XI)=(VII) + (X) As a % of (A+B+C2)	Number of Locked in shares (XII)		Number of Shares pledged or otherwise encumbered (XIII)		Number of equity shares held in dematerialized form (XIV)
								No. of Voting Rights			Total as a % of (A+B+C)			No. (a)	As a % of total shares held (b)	No. (a)	As a % of total shared held (b)	
								Class eg:X	Class eg:Y	Total								
(A)	Promoter & Promoter Group	1	2,87,13,400	0	0	2,87,13,400	72.20	2,87,13,400	0	2,87,13,400	72.20	0	72.20	0	0	2,02,82,720	70.64	2,87,13,400
(B)	Public	15,051	1,10,56,639	0	0	1,10,56,639	27.80	1,10,56,639	0	1,10,56,639	27.80	0	27.80	0	0	NA		1,08,73,380
(C)	Non Promoter - Non Public	0	0	0	0	0	0.00	0	0	0	0.00	0	0.00	0	0	NA		0
(C1)	Shares underlying DRs	0	0	0	0	0	0.00	0	0	0	0.00	0	0.00	0	0	NA		0
(C2)	Shares held by Employee Trusts	0	0	0	0	0	0.00	0	0	0	0.00	0	0.00	0	0	NA		0
	Total	15,052	3,97,70,039	0	0	3,97,70,039	100.00	3,97,70,039	0	3,97,70,039	100.00	0	100.00	0	0	2,02,82,720	51.00	3,95,86,780

For ANDHRA PAPER LIMITED

Aravind Matta
Company Secretary &
Vice President (Corporate Affairs)

Table II - Statement showing shareholding pattern of the Promoter and Promoter Group

	Category & Name of the Shareholders	Entity type i.e. Promoter or Promoter group entity (except promoter)	PAN	No. of share holders (III)	No. of fully paid up equity shares held (IV)	Partly paid-up equity shares held (V)	No. of shares underlying Depository Receipts (VI)	Total No. of shares held (VII = IV+V+VI)	Shareholding % calculated as per SCRR, 1957 As a % of (A+B+C2) (VIII)	Number of Voting Rights held in each class of securities (IX)				No. of shares Underlying Out-standing convertible securities (including Warrants) (X)	Total shareholding as a % assuming full conversion of convertible securities (as a percentage of diluted share capital) (XI)	Number of Locked in shares (XII)		Number of Shares pledged or otherwise encumbered (XIII)		Number of equity shares held in dematerialized form (XIV)
										No. of Voting Rights			Total as a % of Total Voting rights			No. (a)	As a % of total shares held (b)	No. (Not applicable) (a)	As a % of total shares held (b) (Not applicable)	
										Class X	Class Y	Total								
(1)	Indian																			
(a)	Individuals / Hindu undivided Family			0	0	0	0	0	0.00	0	0	0	0.00	0	0.00	0	0	0	0.00	0
(b)	Central Government / State Government(s)			0	0	0	0	0	0.00	0	0	0	0.00	0	0.00	0	0	0	0.00	0
(c)	Financial Institutions / Banks			0	0	0	0	0	0.00	0	0	0	0.00	0	0.00	0	0	0	0.00	0
(d)	Any Other (Specify)			1	2,87,13,400	0	0	2,87,13,400	72.20	2,87,13,400	0	2,87,13,400	72.20	0	72.20	0	0	2,02,82,720	70.64	2,87,13,400
	Bodies Corporate			1	2,87,13,400	0	0	2,87,13,400	72.20	2,87,13,400	0	2,87,13,400	72.20	0	72.20	0	0	2,02,82,720	70.64	2,87,13,400
	West Coast Paper Mills Limited	Promoter	AAACT4179N	1	2,87,13,400	0	0	2,87,13,400	72.20	2,87,13,400	0	2,87,13,400	72.20	0	72.20	0	0	2,02,82,720	70.64	2,87,13,400
	Sub-Total (A)(1)			1	2,87,13,400	0	0	2,87,13,400	72.20	2,87,13,400	0	2,87,13,400	72.20	0	72.20	0	0	2,02,82,720	70.64	2,87,13,400
(2)	Foreign																			
(a)	Individuals (Non-Resident Individuals/ Foreign Individuals)			0	0	0	0	0	0.00	0	0	0	0.00	0	0.00	0	0	0	0.00	0
(b)	Government			0	0	0	0	0	0.00	0	0	0	0.00	0	0.00	0	0	0	0.00	0
(c)	Institutions			0	0	0	0	0	0.00	0	0	0	0.00	0	0.00	0	0	0	0.00	0
(d)	Foreign Portfolio Investor			0	0	0	0	0	0.00	0	0	0	0.00	0	0.00	0	0	0	0.00	0
(e)	Any Other (Specify)			0	0	0	0	0	0.00	0	0	0	0.00	0	0.00	0	0	0	0.00	0
	Bodies Corporate			0	0	0	0	0	0.00	0	0	0	0.00	0	0.00	0	0	0	0.00	0
	Sub-Total (A)(2)			0	0	0	0	0	0.00	0	0	0	0.00	0	0.00	0	0	0	0.00	0
	Total Shareholding of Promoter and Promoter Group (A) = (A)(1)+(A)(2)			1	2,87,13,400	0	0	2,87,13,400	72.20	2,87,13,400	0	2,87,13,400	72.20	0	72.20	0	0	2,02,82,720	70.64	2,87,13,400
Details of Shares which remain unclaimed may be given here along with details such as number of shareholders, outstanding shares held in demat / unclaimed suspense account, voting rights which are frozen etc.																				
Note :																				
(1) PAN would not be displayed on website of Stock Exchange(s)																				
(2) The term Encumbrance" has the same meaning as assigned under regulation 28(3) of SEBI (Substantial Acquisition of Shares and Takeovers) Regulations, 2011.																				


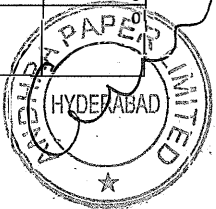


Table III - Statement showing shareholding pattern of the Public Shareholder

	Category & Name of the Shareholder (I)	PAN (II)	No. of share holders (III)	No. of fully paid up equity shares held (IV)	Partly paid-up equity shares held (V)	No. of shares underlying Depository Receipts (VI)	Total No. of shares held (VII = IV+V+VI)	Shareholding % calculated as per SCRR, 1957 As a % of (A+B+C2) (VIII)	Number of Voting Rights held in each class of			No. of shares Underlying Outstanding convertible securities (including Warrants) (X)	Total shareholding as a % assuming full conversion of convertible securities (as a percentage of diluted share capital) (XI)	Number of Locked in		Number of Shares		Number of equity shares held in dematerialized form (XIV)	
									No. of Voting Rights					Total as a % of Total Voting rights	No. (a)	As a % of total shares held (b)	No. (Not applicable) (a)		As a % of total shares held (b) (Not applicable)
								Class X	Class Y	Total									
(1)	Institutions																	NA	
(a)	Mutual funds		3	44,06,880	0	0	44,06,880	11.08	44,06,880	0	44,06,880	11.08	0	11.08	0	0		NA	44,06,880
	SBI LARGE & MIDCAP FUNDS AND ITS VARIOUS SCHEMES	AAATS6407Q	1	28,85,700	0	0	28,85,700	7.26	28,85,700	0	28,85,700	7.26	0	7.26	0	0		NA	28,85,700
	SUNDARAM MUTUAL FUND A/C AND ITS VARIOUS SCHEMES	AAATS2554B	1	11,42,697	0	0	11,42,697	2.87	11,42,697	0	11,42,697	2.87	0	2.87	0	0		NA	11,42,697
(b)	Venture Capital Funds		0	0	0	0	0	0.00	0	0	0	0.00	0	0.00	0	0		NA	0
(c)	Alternate Investment Funds		0	0	0	0	0	0.00	0	0	0	0.00	0	0.00	0	0		NA	0
(d)	Foreign Venture Capital Investors		0	0	0	0	0	0.00	0	0	0	0.00	0	0.00	0	0		NA	0
(e)	Foreign Portfolio Investors		1	234	0	0	234	0.00	234	0	234	0.00	0	0.00	0	0		NA	234
(f)	Financial Institutions /Banks		4	430	0	0	430	0.00	430	0	430	0.00	0	0.00	0	0		NA	100
(g)	Insurance Companies		2	2,34,387	0	0	2,34,387	0.59	2,34,387	0	2,34,387	0.59	0	0.59	0	0		NA	2,34,237
(h)	Provident Funds / Pension Funds		0	0	0	0	0	0.00	0	0	0	0.00	0	0.00	0	0		NA	0
(i)	Any Other (Specify)		2	150	0	0	150	0.00	150	0	150	0.00	0	0.00	0	0		NA	0
	1. Foreign Banks		2	150	0	0	150	0.00	150	0	150	0.00	0	0.00	0	0		NA	0
	Sub-Total (B)(1)		12	46,42,081	0	0	46,42,081	11.67	46,42,081	0	46,42,081	11.67	0	11.67	0	0		NA	46,41,451
(2)	Central Government / State Government(s) / President of India		0	0	0	0	0	0.00	0	0	0	0.00	0	0.00	0	0		NA	0
	Sub-Total (B)(2)		0	0	0	0	0	0.00	0	0	0	0.00	0	0.00	0	0		NA	0
(3)	Non-Institutions																	NA	
(a)	Individuals		14,238	39,18,457	0	0	39,18,457	9.85	39,18,457	0	39,18,457	9.85	0	9.85	0	0		NA	37,38,087
	i. Individual shareholders holding nominal share capital up to Rs. 2 lakhs		14,222	27,26,870	0	0	27,26,870	6.86	27,26,870	0	27,26,870	6.86	0	6.86	0	0		NA	25,46,510
	ii. Individual shareholders holding nominal share capital in excess of Rs. 2 lakhs		16	11,91,587	0	0	11,91,587	3.00	11,91,587	0	11,91,587	3.00	0	3.00	0	0		NA	11,91,577
(b)	NBFCs registered with RBI		0	0	0	0	0	0.00	0	0	0	0.00	0	0.00	0	0		NA	0
(c)	Employee Trusts		0	0	0	0	0	0.00	0	0	0	0.00	0	0.00	0	0		NA	0
(d)	Overseas Depositories (holding DRs) (balancing figure)		0	0	0	0	0	0.00	0	0	0	0.00	0	0.00	0	0		NA	0



(e)	Any Other (Specify)		801	24,96,101	0	0	24,96,101	6.28	24,96,101	0	24,96,101	6.28	0	6.28	0	0	NA	24,93,842
	Bodies Corporate		164	20,18,696	0	0	20,18,696	5.08	20,18,696	0	20,18,696	5.08	0	5.08	0	0	NA	20,16,508
	Bright Star Investments Pvt Ltd	AAACB2446C	1	5,00,000	0	0	5,00,000	1.26	5,00,000	0	5,00,000	1.26	0	1.26	0	0	NA	5,00,000
	Lok Prakashan Ltd	AAACL2742F	1	7,81,690	0	0	7,81,690	1.97	7,81,690	0	7,81,690	1.97	0	1.97	0	0	NA	7,81,690
	Clearing Member		16	6,107	0	0	6,107	0.02	6,107	0	6,107	0.02	0	0.02	0	0	NA	6,107
	Directors/and their relatives		0	0	0	0	0	0.00	0	0	0	0.00	0	0.00	0	0	NA	0
	HUF		416	2,18,294	0	0	2,18,294	0.55	2,18,294	0	2,18,294	0.55	0	0.55	0	0	NA	2,18,293
	Non Resident Indians(NRI)		200	1,33,366	0	0	1,33,366	0.34	1,33,366	0	1,33,366	0.34	0	0.34	0	0	NA	1,33,296
	Trusts		3	13,599	0	0	13,599	0.03	13,599	0	13,599	0.03	0	0.03	0	0	NA	13,599
	Unclaimed Suspense Account		1	26	0	0	26	0.00	26	0	26	0.00	0	0.00	0	0	NA	26
	IEPF		1	1,06,013	0	0	1,06,013	0.27	1,06,013	0	1,06,013	0.27	0	0.27	0	0	NA	1,06,013
	Sub-Total (B)(3)		15,039	64,14,558	0	0	64,14,558	16.13	64,14,558	0	64,14,558	16.13	0	16.13	0	0	NA	62,31,929
	Total Public Shareholding (B) = (B)(1)+(B)(2)+(B)(3)		15,051	1,10,56,639	0	0	1,10,56,639	27.80	1,10,56,639	0	1,10,56,639	27.80	0	27.80	0	0	NA	1,08,73,380

Details of the Shareholders acting as persons in concert including their shareholding (No. and %)


- 1) DPID: IN303786 - CLID: 10000893 - SBI LARGE & MIDCAP FUND - 18,85,000 - 4.74%
- 2) DPID: IN303786 - CLID: 10000990 - SBI CONTRA FUND - 10,00,000 - 2.52%
- 3) DPID: IN303786 - CLID: 10001576 - SBI TAX ADVANTAGE FUND SERIES III - 700 - 0.00%

TOTAL: - 28,85,700 - 7.26%

Details of the Shareholders acting as persons in concert including their shareholding (No. and %)

- 1) DPID: IN301524 - CLID: 30011096 - SUNDARAM MUTUAL FUND A/C - SUNDARAM SMALL CAP FUND - 5,20,000 - 1.31%
- 2) DPID: IN301524 - CLID: 30045291 - SUNDARAM MUTUAL FUND A/C - SUNDARAM EMERGING SMALL CAP - SERIES II - 81,931 - 0.21%
- 3) DPID: IN301524 - CLID: 30044949 - SUNDARAM MUTUAL FUND A/C - SUNDARAM EMERGING SMALL CAP - SERIES I - 75,410 - 0.19%
- 4) DPID: IN301524 - CLID: 30045427 - SUNDARAM MUTUAL FUND A/C - SUNDARAM EMERGING SMALL CAP - SERIES III - 72,207 - 0.18%
- 5) DPID: IN301524 - CLID: 30045517 - SUNDARAM MUTUAL FUND A/C - SUNDARAM EMERGING SMALL CAP - SERIES IV - 52,168 - 0.13%
- 6) DPID: IN301524 - CLID: 30043500 - SUNDARAM MUTUAL FUND A/C - SUNDARAM SELECT MICRO CAP - SERIES - XV - 48,580 - 0.12%
- 7) DPID: IN301524 - CLID: 30043446 - SUNDARAM MUTUAL FUND A/C - SUNDARAM SELECT MICRO CAP - SERIES - XIV - 45,409 - 0.11%
- 8) DPID: IN301524 - CLID: 30046278 - SUNDARAM MUTUAL FUND A/C - SUNDARAM EMERGING SMALL CAP - SERIES VII - 36,994 - 0.09%
- 9) DPID: IN301524 - CLID: 30043921 - SUNDARAM MUTUAL FUND A/C - SUNDARAM SELECT MICRO CAP - SERIES - XVI - 35,518 - 0.09%
- 10) DPID: IN301524 - CLID: 30042172 - SUNDARAM MUTUAL FUND A/C - SUNDARAM LONG TERM MICROCAP TAX ADVANTAGE FUND SERIES - III - 33,525 - 0.08%
- 11) DPID: IN301524 - CLID: 30044061 - SUNDARAM MUTUAL FUND A/C - SUNDARAM SELECT MICRO CAP - SERIES - XVII - 29,657 - 0.08%
- 12) DPID: IN301524 - CLID: 30044730 - SUNDARAM MUTUAL FUND A/C - SUNDARAM LONG TERM TAX ADVANTAGE FUND - SERIES - III - 20,978 - 0.05%
- 13) DPID: IN301524 - CLID: 30045961 - SUNDARAM MUTUAL FUND A/C - SUNDARAM EMERGING SMALL CAP - SERIES V - 19,523 - 0.05%
- 14) DPID: IN301524 - CLID: 30043438 - SUNDARAM MUTUAL FUND A/C - SUNDARAM LONG TERM MICROCAP TAX ADVANTAGE FUND SERIES - V - 17,156 - 0.04%
- 15) DPID: IN301524 - CLID: 30043663 - SUNDARAM MUTUAL FUND A/C - SUNDARAM LONG TERM MICROCAP TAX ADVANTAGE FUND SERIES - VI - 16,931 - 0.04%
- 16) DPID: IN301524 - CLID: 30042461 - SUNDARAM MUTUAL FUND A/C - SUNDARAM LONG TERM MICROCAP TAX ADVANTAGE FUND SERIES - IV - 16,295 - 0.04%
- 17) DPID: IN301524 - CLID: 30046042 - SUNDARAM MUTUAL FUND A/C - SUNDARAM EMERGING SMALL CAP - SERIES VI - 10,365 - 0.03%
- 18) DPID: IN301524 - CLID: 30045283 - SUNDARAM MUTUAL FUND A/C - SUNDARAM LONG TERM TAX ADVANTAGE FUND - SERIES - IV - 10,050 - 0.03%

TOTAL: 11,42,697 - 2.87%



	<p>Details of the Shareholders acting as persons in concert including their shareholding (No. and %)</p> <p>1) DPID: IN300054 - CLID: 10108552 - ICICI PRUDENTIAL COMMODITIES FUND - 2,42,093 - 0.61%</p> <p>2) DPID: IN300054 - CLID: 10099532 - ICICI PRUDENTIAL MANUFACTURING FUND - 1,36,390 - 0.34%</p> <p style="text-align: right;">-----</p> <p style="text-align: right;">TOTAL: 3,78,483 -0.95%</p> <p style="text-align: right;">-----</p>
	<p>Details of Shares which remain unclaimed may be given here along with details such as number of shareholders, outstanding shares held in demat / unclaimed suspense account, voting rights which are frozen etc. Aggregate number of shareholders (2) and outstanding shares (26 shares) lying in the Unclaimed Shares Demat Suspense Account.</p>
	<p>Note :</p> <p>(1) PAN would not be displayed on website of Stock Exchange(s)</p> <p>(2) The above format needs to be disclosed along with the name of following persons: Institutions / Non Institutions holding more than 1% of total number of shares.</p> <p>(3) W.r.t the information pertaining to Depository Receipts, the same may be disclosed in the respective columns to the extent information available and the balance to be discharged as held by custodian.</p>




Table IV - Statement showing shareholding pattern of the Non Promoter - Non Public Shareholder

	Category & Name of the Shareholder (I)	PAN (II)	No. of share holders (III)	No. of fully paid up equity shares held (IV)	Partly paid-up equity shares held (V)	No. of shares underlying Depository Receipts (VI)	Total No. of shares held (VII = IV+V+VI)	Shareholding % calculated as per SCRR, 1957 As a % of (A+B+C2) (VIII)	Number of Voting Rights held in each class of securities (IX)				No. of shares Underlying Outstanding convertible securities (including Warrants) (X)	Total shareholding as a % assuming full conversion of convertible securities (as a percentage of diluted share capital) (XI)	Number of Locked in shares (XII)		Number of Shares pledged or otherwise encumbered (XIII)		Number of equity shares held in dematerialized form (XIV) (Not applicable)
									No. of Voting Rights			Total as a % of Total Voting rights			No. (a)	As a % of total shares held (b)	No. (Not applicable) (a)	As a % of total shared held (b)	
									Class X	Class Y	Total								
(1)	Custodian / DR Holder		0	0	0	0	0	0	0	0	0	0	0	0	0	0	0	0	0
(a)	Name of DR Holder (if available)																		
(i)	abc..																		
(ii)	efg..																		
(2)	Employee Benefit Trust (under SEBI(Share based Employee Benefit) Regulations, 2014)		0	0	0	0	0	0	0	0	0	0	0	0	0	0	0	0	0
(a)	Name (abc..																		
	Total Non-Promoter-Non Public shareholding (C) = (C)(1)+(C)(2)		0	0	0	0	0	0	0	0	0	0	0	0	0	0	0	0	0
<p>Note :</p> <p>(1) PAN would not be displayed on website of Stock Exchange(s)</p> <p>(2) The above format needs to disclose name of all holders holding more than 1% of total number of shares.</p> <p>(3) W.r.t the information pertaining to Depository Receipts, the same may be disclosed in the respective columns to the extent information available.</p>																			

